



Fiscal Year 2024 Business and Capital Plans

—
LCRA Transmission Services Corporation

LCRA Transmission Services Corporation Board of Directors

Timothy Timmerman, chair
Stephen F. Cooper, vice chair
Michael L. “Mike” Allen
Matthew L. “Matt” Arthur
Melissa K. Blanding
Joseph M. “Joe” Crane
Laura D. Figueroa
Carol Freeman
Raymond A. “Ray” Gill Jr.
Thomas L. “Tom” Kelley
Robert “Bobby” Lewis
Thomas Michael Martine
Margaret D. “Meg” Voelter
Martha Leigh M. Whitten
Nancy Eckert Yeary

The LCRA Transmission Services Corporation Board of Directors is appointed by the Lower Colorado River Authority Board of Directors and serves at the LCRA Board’s will. The current membership of the LCRA TSC Board is made up entirely of the existing LCRA Board. The LCRA TSC directors meet regularly to set strategic corporate direction for the president and CEO, to approve projects and large expenditures, and to review progress on major activities and industry issues.

Officers

Phil Wilson, president and chief executive officer
Kristen Senechal, vice president and chief operating officer
James D. Travis, treasurer and chief financial officer
Leigh Sebastian, secretary



Table of Contents

Introduction.....	4
Billing Units.....	5
Capital and Rate Plans.....	6
Financial Summary.....	7
Capital Plan.....	8
Appendix.....	18

These business and capital plans present a long-term vision and summary of operational plans for LCRA Transmission Services Corporation. The business and capital plans should not be used as a basis for making a financial decision with regard to LCRA TSC or any of its securities or other obligations. These business and capital plans are intended to satisfy the official intent requirements set forth in IRS Treasury Regulations Section 1.150-2. For more complete information on LCRA TSC and its obligations, refer to LCRA TSC's annual financial report, the official statements relating to LCRA TSC's bonds, and the annual and material event disclosures filed by LCRA TSC with nationally recognized municipal securities information repositories and the State Information Depository pursuant to Rule 15c2-12 of the U.S. Securities and Exchange Commission. The information in this report and within each of the documents referenced applies only as of the report's date. The business and capital plans include forecasts based on current assumptions used for planning purposes only and are subject to change. Copies of the documents referenced in this report may be obtained from Stephen Kellicker, senior vice president of Finance, LCRA, 3700 Lake Austin Blvd., Austin, TX 78703.

Introduction

LCRA Transmission Services Corporation is a nonprofit corporation that serves electric service needs across Texas with a robust network of transmission lines and substations. LCRA TSC has no employees, but contracts with LCRA to provide the services and products necessary for LCRA TSC to achieve its goals and initiatives.

Since LCRA TSC was created in 2002, the organization's revenues primarily have been reinvested in the transmission system, under the oversight of the Public Utility Commission of Texas.

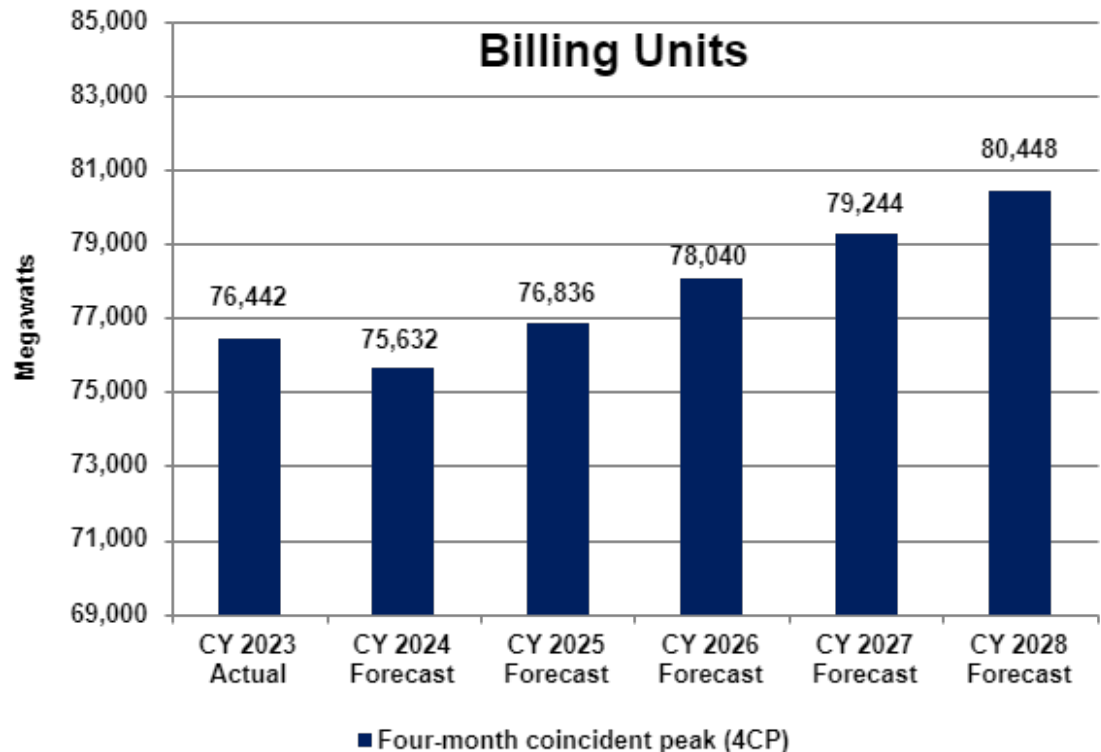
LCRA TSC funds capital improvements to its transmission system with revenues collected above those required to cover:

- Operating costs (including sales and property taxes).
- Debt service.
- Funding of reserves.
- LCRA TSC's portion of LCRA's Enterprise Support capital costs.
- LCRA TSC's portion of LCRA's corporate expenses.
- Contributions to LCRA's Public Service Fund and Resource Development Fund.

Billing Units

LCRA TSC's billing unit is the four-month coincident peak in the Electric Reliability Council of Texas market.

- 4CP is the average of the peak ERCOT electrical demands (measured in kilowatts) during the months of June, July, August and September of the previous calendar year.
- The Public Utility Commission of Texas approves the average of these four ERCOT system peaks each year to establish a 4CP for the following calendar year.
- 4CP is forecast to grow about 1.6% per year across ERCOT.



Note: One megawatt equals 1,000 kilowatts.

Capital and Rate Plans

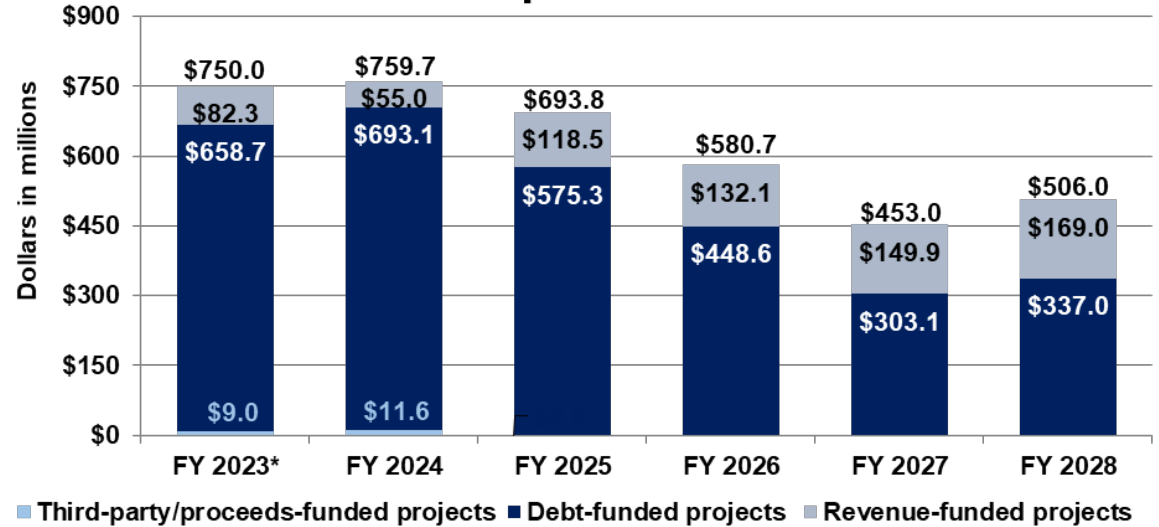
We're growing the transmission system to meet customer needs:

- LCRA TSC plans to invest about \$3 billion on capital projects over the five-year planning period to support the needs of the ERCOT and LCRA TSC systems.
- LCRA TSC plans to recover its investment in capital costs for projects that are completed and energized through interim transmission cost of service filings in fiscal year 2024 through FY 2028. Additionally, LCRA TSC plans to file a TCOS rate case using an FY 2023 test year with new rates going into effect in FY 2025.
- LCRA TSC will continue to recover costs associated with additional projects beyond FY 2025 after they are completed and energized.

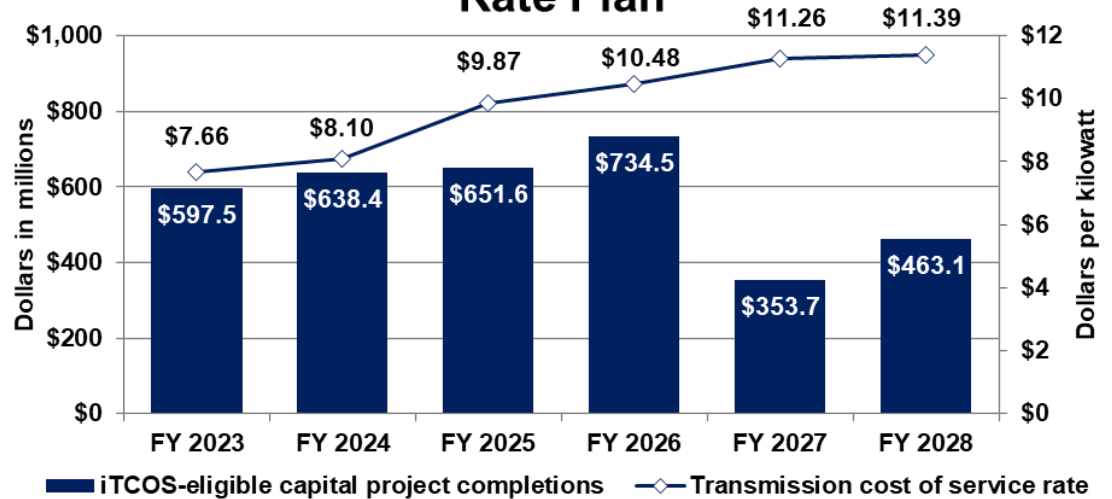
*The LCRA TSC Board of Directors in March 2023 approved the amended capital plan spending limit for LCRA TSC.

Note: Totals throughout this document may not equal the sum of numbers shown due to rounding.
LCRA Board Work Session, DRAFT

Capital Plan



Rate Plan



iTCOS: interim transmission cost of service

Financial Summary

- LCRA continues to expand the Transmission organization, adding staff and equipment needed to increase its current capacity to operate and construct facilities for LCRA TSC and provide customer services.

- LCRA TSC plans to manage costs to maintain its debt service coverage ratios between 1.30x and 1.44x.

(Dollars in millions)

	Budgeted	Proposed	Forecast			
	FY 2023	FY 2024	FY 2025	FY 2026	FY 2027	FY 2028
Revenues	\$ 565.1	622.5	749.5	823.0	893.2	932.6
Operations and Maintenance	143.1	156.4	156.5	168.2	179.5	187.5
Net Operating Margin	422.0	466.1	593.0	654.8	713.7	745.0
Plus: Interest Income	0.8	7.0	5.6	5.6	5.9	4.3
Less: Assigned Enterprise Expense	64.4	65.1	66.9	77.1	89.4	90.1
Public Service Fund	17.0	18.7	22.5	24.7	26.8	28.0
Resource Development Fund	11.3	12.4	15.0	16.5	17.9	18.7
Net Margin Available for Debt Service	330.2	376.9	494.2	542.2	585.6	612.6
Debt Service	\$ 242.7	290.6	343.1	378.6	407.3	430.5
Debt Service Coverage	1.36x	1.30x	1.44x	1.43x	1.44x	1.42x
Net Margin After Debt Service	\$ 87.4	86.3	151.1	163.6	178.3	182.2
Less:						
Operating Reserves	14.7	13.8	11.4	15.1	15.4	13.2
Assigned Enterprise Capital	11.6	15.8	24.3	23.0	20.0	8.9
Assigned Transmission Minor Capital	11.3	17.1	15.9	15.9	15.9	15.9
Revenue-Funded Capital	82.3	55.0	118.5	132.1	149.9	169.0
Plus:						
Amortization of Enterprise/Minor Capital ¹	13.5	15.5	19.1	22.6	22.9	24.9
Asset Sale	19.0	0.0	0.0	0.0	0.0	0.0
Net Cash Flow	\$ 0.0	0.0	0.0	0.0	0.0	0.0

¹ In FY 2012, LCRA TSC began funding minor capital and its share of enterprise capital with current year revenues. It will include an amortization of the amount in each year to recover in rates.

Capital Plan

- Board approval of this plan authorizes the proposed \$759.7 million budget for FY 2024 capital spending, which includes \$385.1 million for projects the Board approved previously and \$374.6 million of potential future projects.
- Staff will bring future projects individually to the Board or the CEO for approval after scope and cost estimates have been further refined and the budget has been established. Staff includes future projects in this document for financial planning purposes.

FY 2024 Capital Spending for Approved and Future Projects LCRA Transmission Services Corporation

(Dollars in millions)

	Budgeted	Proposed	Forecast				Five-Year Total
			FY 2023	FY 2024	FY 2025	FY 2026	
Approved Projects	\$	385.1	241.2	100.9	0.7	0.0	727.9
Future Projects		374.6	452.6	479.8	452.3	506.0	2,265.3
Total FY 2024 Capital Plan		759.7	693.8	580.7	453.0	506.0	2,993.2

Comparison With Previous Plan

Total FY 2023 Capital Plan (May 2022)	\$	488.7	468.9	410.9	415.4	418.3	0.0	2,202.2
Difference*		n/a	290.7	282.9	165.3	34.7	n/a	791.1

*Difference for five-year total is based on a rolling five-year comparison, i.e., FY 2024-FY 2028 spending from the current plan compared with FY 2023-FY 2027 from the plan the Board approved in May 2022 (not compared with the amended FY 2023 spending limit the LCRA TSC Board approved in March 2023 for LCRA TSC).

Capital Plan (Continued)

- LCRA TSC’s FY 2024 capital budget for approved and future projects is \$759.7 million. About 9% of that amount will be revenue-funded or third-party or proceeds-funded.
- LCRA TSC’s five-year total expected capital spending is about \$3 billion. About 21% of that amount is projected to be revenue-funded or third-party or proceeds-funded.

FY 2024-FY 2028 Capital Spending for Approved and Future Projects LCRA Transmission Services Corporation

(Dollars in millions)

	Budgeted	Proposed	Forecast			
	FY 2023*	FY 2024	FY 2025	FY 2026	FY 2027	FY 2028
Capital Expenditures						
Debt-Funded	\$ 658.7	693.1	575.3	448.6	303.1	337.0
Revenue-Funded	82.3	55.0	118.5	132.1	149.9	169.0
Third-Party or Proceeds-Funded	9.0	11.6	0.0	0.0	0.0	0.0
	\$ 750.0	759.7	693.8	580.7	453.0	506.0

*The LCRA TSC Board of Directors in March 2023 approved the amended capital spending limit for LCRA TSC.

Capital Plan (Continued)

Capital Planning Approach

LCRA TSC's capital planning approach conforms to the corporation's Board Policy T601 – Wholesale Electric Service Policy, which requires LCRA TSC to provide nondiscriminatory wholesale electric service and open access in accordance with PUC rules, applicable tariffs, ERCOT requirements, North American Electric Reliability Corporation reliability standards and other LCRA TSC requirements.

LCRA TSC develops its capital plan to meet the following industry requirements:

- Compliance with ERCOT market rules and applicable NERC reliability standards for adequate and reliable transmission service.
- Compliance with PUC rules to provide transmission service to eligible transmission customers (e.g., other electric utilities, power marketers, exempt wholesale generators' qualifying facilities) on the same terms and conditions under which it provides transmission service to itself.
- Compliance with PUC and ERCOT direction to construct transmission facilities to mitigate transmission grid reliability risks and to relieve congestion associated with the flow of power in ERCOT.
- Necessary improvements, based on defined planning and telecommunications criteria, to maintain the reliability, security and safety of LCRA TSC's electric system and minimize the consequences associated with equipment failures that cause electric service outages.

Fundamentally, as a transmission service provider in ERCOT, LCRA TSC provides reliable transmission service to ERCOT ratepayers and open access to the transmission grid to eligible customers. PUC Substantive Rule 25.195b requires transmission service providers in ERCOT to “construct and place into service sufficient transmission capacity to ensure adequacy and reliability of the network to deliver power to transmission service customer loads.” The requirements to provide facilities to reliably meet existing and anticipated growth in electric system load and generation are key drivers for LCRA TSC's capital projects.

Capital Plan (Continued)

Capital Planning Approach (Continued)

The FY 2024 capital plan is the result of obligatory system assessments conducted annually to ensure continued long-term adequate and reliable electric service. LCRA TSC works closely with transmission customers directly connected to LCRA TSC facilities, other transmission and distribution service providers, generation entities, and ERCOT to identify electric system needs.

If facilities do not meet planning-level reliability performance requirements, staff explores cost-effective solutions. When feasible, staff analyzes multiple alternative solutions, including operating solutions. These solutions typically include modifications, upgrades and/or additions of substation, telecommunications or transmission line facilities. LCRA Transmission Planning staff also considers options that optimize the use of existing facilities, address multiple performance limitations and minimize the need to acquire new rights of way when possible.

LCRA TSC's capital planning process results in the publication of the Transmission System Improvements Plan. The TSIP consists of a business case analysis developed by LCRA's Transmission Planning staff for each project. Staff evaluates each project based on technical merits to meet a system performance requirement. Staff conducts a detailed analysis to assist in selecting the best, most cost-effective alternative. Certain projects require ERCOT stakeholder review to ensure projects are effective and coordinated as needed.

Capital Plan (Continued)

Cost Estimating

LCRA staff develops project cost estimates for the appropriate planning alternatives using electric utility industry standard practices. These estimates are refined as the project progresses through design and other milestones until the scope and cost estimates are finalized. This process includes collaboration with multiple project stakeholders.

Project Approval and Monitoring

Regardless of the estimating level or the method used to generate the cost estimate, LCRA TSC Board Policy T301 – Finance requires the LCRA TSC Board to approve lifetime budgets for individual projects throughout the fiscal year. Policy T301 delegates this authority to the CEO, so long as additional funding does not cause total capital expenditures to exceed the approved capital plan or materially adversely impact business planning assumptions.

For any project not previously authorized by the LCRA TSC Board, Board Policy T301 delegates to the CEO the authority to approve any capital project with a lifetime budget not to exceed \$1.5 million. Board Policy T301 also gives the CEO delegated authority to approve all capital projects associated with generation interconnection projects not previously authorized by the LCRA TSC Board, in each case only after the generator has provided appropriate financial security to LCRA TSC for its expenses.

Staff will communicate any CEO-approved projects to the LCRA TSC Board on a quarterly basis.

Capital Outlook

Over the next five years, LCRA TSC will continue to construct and upgrade transmission lines and substation facilities. This plan includes expected spending over the next five years of about \$3 billion. This spending will be financed with debt, revenues and third-party funds as shown on Page 9 of this plan. This plan is subject to revision as LCRA TSC continues to respond to the evolving needs of the transmission system in ERCOT.

Capital Plan (Continued)

Transmission projects fall into these categories:

- **General addition projects** are primarily smaller construction projects that maintain electric transmission infrastructure and reliability.
- **Generator interconnection projects** are necessary to facilitate generator interconnections requested by participants in the ERCOT market.
- **Minor capital projects** are primarily for the acquisition of equipment that supports electric transmission needs and, generally, is ready to place in service upon delivery.
- **Service reliability projects** are driven by equipment obsolescence, operational improvements or transmission service reliability needs.
- **System capacity projects** are needed to provide new or increased transmission system capacity.
- **Third-party funded projects** are not driven by utility criteria; instead, external parties that will contribute a substantial portion of the project cost request the projects.

Capital Plan – Approved Projects

There are 71 approved projects with expected spending of \$385.1 million in FY 2024. This expected spending is categorized below.

LCRA Transmission Services Corporation FY 2024 Capital Plan Approved Projects

(Dollars in millions)

Planning Category	FY 2024	FY 2025	FY 2026	FY 2027	FY 2028	Five-Year Total
Generator Interconnection Projects	\$ 29.3	-	-	-	-	29.3
Service Reliability Projects	290.0	114.0	5.8	-	-	409.8
System Capacity Projects	62.5	127.2	95.1	0.7	-	285.6
Third-Party Funded Projects	3.2	0.0	-	-	-	3.2
Approved Subtotal	\$ 385.1	241.2	100.9	0.7	-	727.9

Capital Plan – Future Projects

Staff continues to evaluate potential projects totaling almost \$2.3 billion of expected spending over the next five years. Staff will bring these projects individually to the Board or CEO for approval throughout the fiscal year. This spending is categorized below.

LCRA Transmission Services Corporation FY 2024 Capital Plan Future Projects

(Dollars in millions)

Planning Category	FY 2024	FY 2025	FY 2026	FY 2027	FY 2028	Five-Year Total
General Addition Projects	\$ 6.0	6.0	6.0	6.0	6.0	30.0
Generator Interconnection Projects	37.0	43.0	30.0	30.0	30.0	170.0
Minor Capital Projects	0.3	0.3	0.3	0.3	0.3	1.5
Service Reliability Projects	281.9	281.4	312.4	239.8	206.4	1,321.9
System Capacity Projects	41.0	121.9	131.1	176.2	263.3	733.5
Third-Party Funded Projects	8.4	-	-	-	-	8.4
Future Subtotal	\$ 374.6	452.6	479.8	452.3	506.0	2,265.3

Capital Plan – Approved and Future Projects

Spending for approved and potential future projects totaling about \$3 billion over the next five years is categorized below.

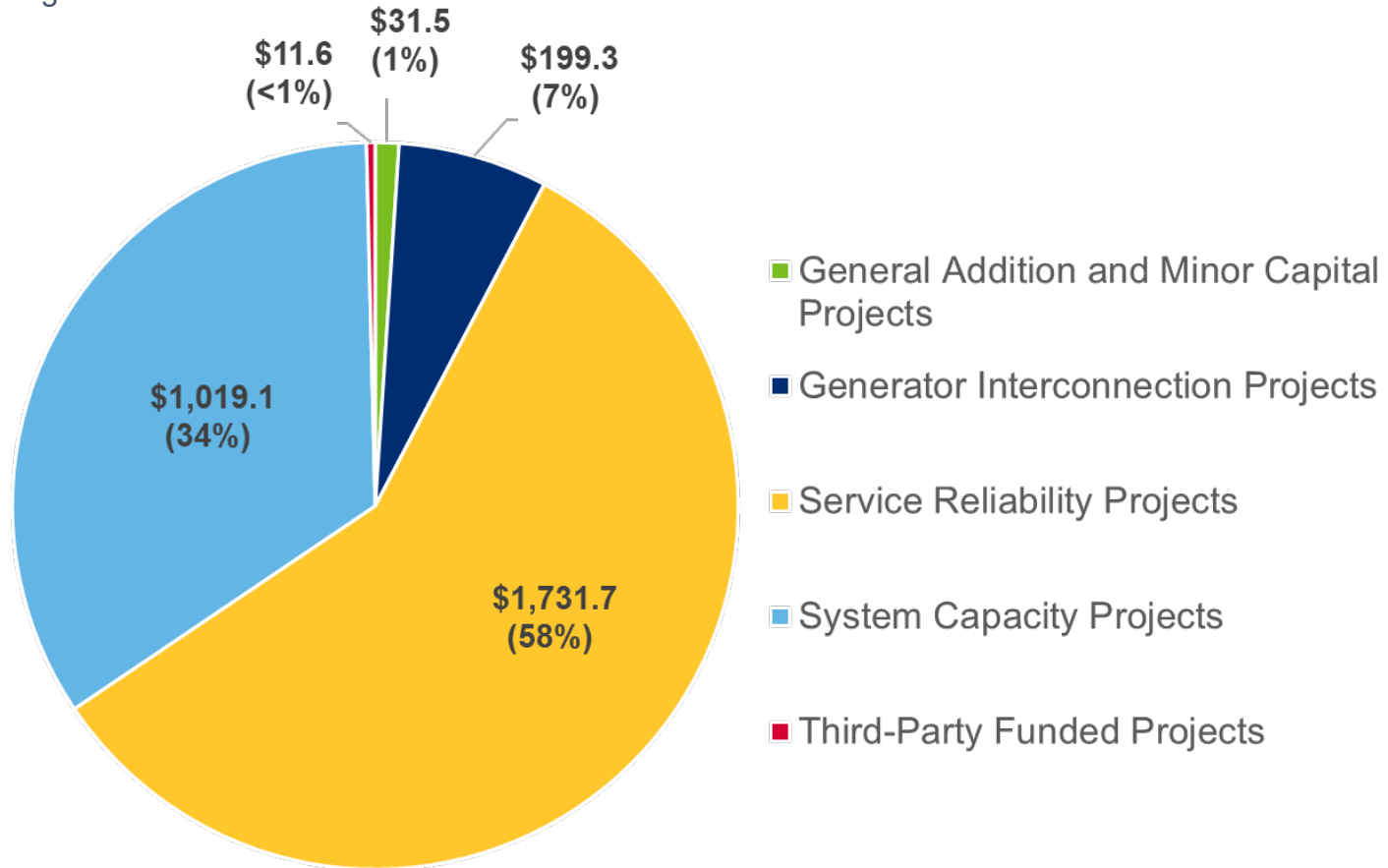
LCRA Transmission Services Corporation FY 2024 Capital Plan Approved and Future Projects

(Dollars in millions)

Planning Category	FY 2024	FY 2025	FY 2026	FY 2027	FY 2028	Five-Year Total
General Addition Projects	\$ 6.0	6.0	6.0	6.0	6.0	30.0
Generator Interconnection Projects	66.3	43.0	30.0	30.0	30.0	199.3
Minor Capital Projects	0.3	0.3	0.3	0.3	0.3	1.5
Service Reliability Projects	571.9	395.4	318.2	239.8	206.4	1,731.7
System Capacity Projects	103.5	249.1	226.2	176.9	263.3	1,019.1
Third-Party Funded Projects	11.6	0.0	-	-	-	11.6
Total LCRA Transmission Services Corporation	\$ 759.7	693.8	580.7	453.0	506.0	2,993.2

Capital Plan – Approved and Future Projects (Continued)

Total spending on Transmission approved and potential future capital projects is about \$3 billion over the next five years. This spending is categorized below.



Dollars in millions

Appendix

Capital Plan – Approved Projects

LCRA Transmission Services Corporation FY 2024 Capital Plan Approved Projects

(Dollars in thousands)

Project Name	FY 2024	FY 2025	FY 2026	FY 2027	FY 2028	Five-Year Total	Lifetime
Generator Interconnection Projects							
Birdhouse Substation Addition	165	-	-	-	-	165	14,700
Clear Springs Generator Circuit Breaker Addition	102	-	-	-	-	102	4,100
Hornsby Circuit Breaker Addition	151	-	-	-	-	151	4,900
Pinto Creek Circuit Breaker Addition	38	-	-	-	-	38	6,400
Single Tree Substation Addition	20,045	-	-	-	-	20,045	23,000
Twelvemile Substation Addition	8,794	-	-	-	-	8,794	8,857
Twin Buttes 345-kV Circuit Breaker Addition	40	-	-	-	-	40	7,800
Generator Interconnection Projects Subtotal	29,335	-	-	-	-	29,335	69,757
Service Reliability Projects							
Antler-Bergheim Transmission Line Upgrade	33,582	17,753	-	-	-	51,335	70,800
Antler-Highway 46 Transmission Line Upgrade	41,788	101	-	-	-	41,889	68,200
Asphalt Mines Substation Addition	31	-	-	-	-	31	4,892
Bastrop West-Split Transmission Line Storm Hardening	31	-	-	-	-	31	7,343
Bergheim-Fair Oaks Ranch Transmission Line Upgrade	9,707	15,143	-	-	-	24,850	34,800
Boerne-Fair Oaks Ranch Transmission Line Upgrade	16,046	-	-	-	-	16,046	30,100
Boerne Split-Welfare Transmission Line Upgrade	12,298	38,227	1,049	-	-	51,574	61,600
Buchanan CTEC-Pitsburg Transmission Line Overhaul	370	-	-	-	-	370	34,500
Chief Brady Substation Upgrade	35	-	-	-	-	35	6,500
Circuit Switcher – FY 2022 Substation Upgrade	1,743	-	-	-	-	1,743	3,600
Containment Structure – FY 2022 System Upgrade	3,501	-	-	-	-	3,501	11,500
Easement Enhancement – FY 2019 System Upgrade	17	-	-	-	-	17	5,278
Easement Enhancement – FY 2023 System Upgrade	1,291	12	-	-	-	1,303	2,200
Eckert Power Transformer Upgrade	4,226	16	-	-	-	4,242	6,300
El Campo-Ricebird Transmission Line Storm Hardening	138	-	-	-	-	138	10,000
Energy Management System – FY 2023 System Upgrade	5,161	1,300	-	-	-	6,461	12,700
Esperanza-Fair Oaks Transmission Line Upgrade	9,750	-	-	-	-	9,750	36,400

Capital Plan – Approved Projects (Continued)

LCRA Transmission Services Corporation FY 2024 Capital Plan Approved Projects

(Dollars in thousands)

Project Name	FY 2024	FY 2025	FY 2026	FY 2027	FY 2028	Five-Year	
						Total	Lifetime
Service Reliability Projects (continued)							
Fairland-Lago Vista Transmission Line Upgrade	290	-	-	-	-	290	26,962
Fayetteville-Salem Transmission Line Upgrade	260	-	-	-	-	260	77,800
Flood Mitigation – FY 2022 System Upgrade	23	-	-	-	-	23	4,800
Georgetown Area Substation Upgrade	4,933	-	-	-	-	4,933	7,600
Henne-River Oaks Transmission Line Upgrade	102	-	-	-	-	102	34,900
Highway 46-River Oaks Transmission Line Upgrade	41,919	248	-	-	-	42,167	66,100
Hunt-Ingram Transmission Line Storm Hardening	121	-	-	-	-	121	10,100
Ingram-Jack Furman Transmission Line Storm Hardening	59	-	-	-	-	59	11,300
Instrument Transformer – FY 2022 Substation Upgrade	32	-	-	-	-	32	2,100
Kempner Circuit Breaker Addition	10	-	-	-	-	10	10,612
Kendall-Welfare Transmission Line Upgrade	18,934	40,855	4,736	-	-	64,525	76,400
Lampasas Substation Upgrade	368	-	-	-	-	368	14,200
Lightning Protection Substation Upgrade	407	-	-	-	-	407	2,500
Lockhart-Luling Transmission Line Overhaul	56	-	-	-	-	56	1,438
Lockhart-Red Rock Transmission Line Overhaul	65	-	-	-	-	65	13,500
Lockhart-Split Transmission Line Upgrade	35	-	-	-	-	35	8,000
Marion Autotransformer Upgrade	4,575	-	-	-	-	4,575	21,842
Marshall Ford Control Power Substation Upgrade	1,138	-	-	-	-	1,138	1,500
Marshall Ford-McNeil Transmission Line Storm Hardening	41,259	14	-	-	-	41,273	34,100
Multiprotocol Label Switching Protective Relaying – FY 2023 Telecommunications Upgrade	77	-	-	-	-	77	1,400
Nada-Ricebird Transmission Line Overhaul	16,878	190	-	-	-	17,068	18,600
Pedernales Electric Cooperative Transition System Upgrade	477	-	-	-	-	477	1,900
Physical Security – FY 2022 Substation Upgrade	131	-	-	-	-	131	7,250
Sim Gideon Circuit Breaker Substation Upgrade	2,089	11	-	-	-	2,100	3,700
Sim Gideon-Tahitian Village Transmission Line Storm Hardening	7,589	10	-	-	-	7,599	20,855
Starcke-Wirtz Transmission Line Storm Hardening	7,034	109	-	-	-	7,143	17,000

Capital Plan – Approved Projects (Continued)

LCRA Transmission Services Corporation FY 2024 Capital Plan Approved Projects

(Dollars in thousands)

Project Name	FY 2024	FY 2025	FY 2026	FY 2027	FY 2028	Five-Year Total	Lifetime
Service Reliability Projects (continued)							
Substation Wide Area Network Firewall – FY 2023 Telecommunications Upgrade	1,313	11	-	-	-	1,324	2,100
System Operations Control Center Data Center Consolidation Facilities Upgrade	38	-	-	-	-	38	1,400
Telecommunications Virtual Machine Infrastructure System Upgrade	33	-	-	-	-	33	950
Transmission Metering – FY 2023 Substation Upgrade	11	-	-	-	-	11	1,000
Weltner Road Circuit Breaker Addition	73	-	-	-	-	73	3,200
Service Reliability Projects Subtotal	290,044	114,000	5,785	-	-	409,829	911,822
System Capacity Projects							
Bakersfield-Big Hill Transmission Line Addition	7,005	89	-	-	-	7,094	27,500
Bearkat-North McCamey Transmission Line Addition	8,117	55,164	39,208	379	-	102,868	104,100
Cooks Point Substation and Transmission Line Addition	2,708	-	-	-	-	2,708	43,957
Crane Circuit Breaker Addition	-	595	-	-	-	595	1,396
Crane East Substation Upgrade	29	-	-	-	-	29	11,900
Dale Power Transformer Upgrade	2,679	213	-	-	-	2,892	4,800
Gabriel Power Transformer Addition	2,766	-	-	-	-	2,766	3,400
Gillespie County System Upgrade	27,511	-	-	-	-	27,511	71,752
Hornsby Substation Addition	2,655	-	-	-	-	2,655	75,756
North McCamey-Sand Lake Transmission Line Addition	6,268	71,156	55,896	363	-	133,683	134,000
Saxet Substation Addition	2,358	-	-	-	-	2,358	4,400
Settlers Substation Addition	38	-	-	-	-	38	1,500
Swiftex Substation Upgrade	366	-	-	-	-	366	3,951
System Capacity Projects Subtotal	62,500	127,217	95,104	742	-	285,563	488,412
Third-Party Funded Projects							
Bastrop West-Bluebonnet Transmission Line Relocation	1,167	-	-	-	-	1,167	1,900
Broadband Easement Enhancement – FY 2022 System Upgrade	2,002	16	-	-	-	2,018	7,268
Columbus Area Easement Enhancement System Upgrade	11	-	-	-	-	11	1,500
Third-Party Funded Projects Subtotal	3,180	16	-	-	-	3,196	10,668
Approved Subtotal	385,059	241,233	100,889	742	-	727,923	1,480,659

This page is left blank intentionally.



P.O. Box 220, Austin, TX 78767-0220
www.lcra.org | 800-776-5272