







**LCRA Wholesale Electric, Water and Transmission Service Areas\***

-  Colorado River
-  Electric Cooperative Headquarters City
-  Electric Customer City
-  Electric Cooperative Boundary
-  CDDP Counties – Water Service Area (and part wholesale electric and transmission)
-  CDDP Counties – Transmission Service Area (and part wholesale electric)

0 25 50 Miles  
0 25 50 Kilometers

\*Eligible counties or portions of counties are in green and blue.